

# MY FIRST MONEY ADVENTURE WITH RUTH E.



Hello Money!



**GRADES K-2    A Free Starter Activity**

**MONEY  
Monster  
KIDS**

**Learning the Basics of Money**

**Helping children confidently recognize, count, and understand money in everyday life.**

**Join Payton & Ruth E. the Butterfly!**

# Welcome To:

## ***My First Money Adventure with Ruth E.***

Join Payton and her guide, Ruth E. the Butterfly, on a fun and educational journey into the world of money—where learning is simple, meaningful, and engaging.

This **FREE PREVIEW STARTER ACTIVITY** offers a glimpse into how children can begin building essential money skills through play in an age-appropriate and interactive way.

**My Money Adventure Series** is designed to help young learners understand how coins and bills work while building early confidence with money through hands-on learning experiences.

### **Learning Goals:**

By completing this activity, your child will:

- Identify and name common U.S. coins and bills
- Understand the value of each coin and bill
- Combine coins and bills to make amounts of money
- Build early math and financial thinking skills

### **How to Use This Activity Book:**

Children learn best through real-life examples and interactive play. Use the play money included in this activity book to explore the pages together. Encourage your child to count the money, talk about its features, and try simple challenges.

**\*Most importantly—keep it fun, hands-on, and engaging!**

# Common Core State Standards

**The Common Core State Standards Initiative does not have specific “financial literacy standards” for grades 1-2.**

## **Instead:**

Financial literacy is embedded indirectly

- It shows up through math and real-world application skills
- School often use separate framework for explicit financial literacy.

## **Common Core does include:**

Financial Literacy Connections for Grade 1

- Identify and count coins
- Solve simple money problems
- *Foundation: What is Money?*

Financial Literacy Connections for Grade 2

- Count money more fluently
- Solve word problems with money
- *Foundation: How do I use money?*

## **CCSS: Grades 1-2 (Introducing Money)**

### **1.MD.C.4**

*Organize, represent, and interpret data*

Sorting coins, recognizing values

### **2.MD.C.8**

*Solve word problems involving dollar bills, quarters, dimes, nickels, and pennies*

Counting money, simple purchases

### **3.NBT.A.2**

*Fluently add and subtract within 1000*

Adding coin values

# Learning Fun Games to Play

## Fun Facts about Money:

- Coins
- Dollars

## Name That Money:

- Cut out the money and lay on a table
- Identify each coin and dollar bill and repeat its value
- Identify and circle the correct money questions
- Identify front and backs of coins
- Make a money booklet of coins and dollars

## Compare and Sort the Money:

- Talk about the color, size, and shape of each coin
- Ask questions: Which ones look similar or different
- Challenge your child to find different coin combinations that add up to one dollar
- Arrange the coins and bills from least to greatest value and greatest to lowest value

## Completion Certificate: Included

\*Turn everyday moments into money lessons — like counting change at the store, sorting coins in a jar, or playing pretend shopping games. The goal is to make learning about money simple, memorable, and fun!






# Ruth E. Shares

## Some FUN FACTS about Pennies

- Abraham Lincoln has been on the front of the penny since 1909. The coin was used to mark the 100th anniversary of his birth.
- The motto of the first coin created in the United States was In God We Trust.
- There are 11 different distinct designs of pennies in the United States.
- Printing of pennies are now discontinued.



**Use your imagination!**  
**Draw and create your own special pennies.**



# Ruth E. Shares




## Some FUN FACTS about Nickels



- Although the nickel is silver in color, it has no silver in it.
- The Nickel is a U.S. coin worth 5 cents.
- Federal law dictates that all U.S. coins carry the mottos “In God We Trust” and “E Pluribus Unum.”
- The average coin in circulation lasts about 30 years, however, they can potentially last 50 years or longer.
- Worn-out coins are melted down and used to make new coins.



**Use your imagination!**  
**Draw and create your own special nickels.**








# Ruth E. Shares

## Some FUN FACTS about Dimes

- The Mint made the first dimes in 1796.
- The dime is a U.S. coin worth 10 cents.
- It is the smallest in diameter and the thinnest coin minted for circulation in the U.S.



**Use your imagination!**  
**Draw and create your own special dimes.**



# Ruth E. Shares




## Some FUN FACTS about Quarters



- Quarters have been minted in the United States since 1796.
- The quarter is a U.S. coin worth 25 cents.
- It took ten years from 1999-2008 for the U.S. Mint to complete the 50 State Quarter Program.
- The sequel to the 50 States Quarter Program is the American the Beautiful Quarters Program.
- The New Jersey quarter of Ellis Island National Monument (Statue of Liberty) coin was released in August 8, 2017.



**Use your imagination!**  
**Draw and create your own special quarters.**





# Cut out the Coins



# Identify and Circle the Pennies



How many pennies do you see? \_\_\_\_\_

# Identify and Circle the Nickels



How many nickels do you see? \_\_\_\_\_

# Identify and Circle the Dimes



How many dimes do you see? \_\_\_\_\_

# Identify and Circle the Quarters



How many quarters do you see? \_\_\_\_\_

# Identifying Coins Flash Cards

## Fronts & Backs or Heads & Tails

Knowing the front and back of coins is essential for identifying different types of coins. This skill is fundamental for basic math and financial literacy.



**PENNY FRONT**



**PENNY BACK**



**NICKEL FRONT**



**NICKEL BACK**

# Identifying Coins Flash Cards

## Fronts & Backs or Heads & Tails

By understanding the unique features of each coin, kids can quickly determine the value of a coin and avoid making mistakes when counting money.



**DIME FRONT**



**DIME BACK**



**QUARTER FRONT**



**QUARTER BACK**

A nickel equals 5 cents.  
How many pennies  
equal a nickel?



\_\_\_\_\_



Fold on the dotted line to create your book



I found a penny!  
A penny is 1 cent.

Fold on the dotted line again

A dime equals 10 cents.  
How many pennies  
equal a dime?



\_\_\_\_\_



A quarter equals 25 cents.  
How many pennies equal a  
quarter?



\_\_\_\_\_

# Ruth E. Shares

## Some FUN FACTS about Money



- The typical lifespan of a \$1 bill is just 18 months.
- It takes about 4,000 double folds (first forward and then backward) before a bill will tear.
- You can partially restore a bill by ironing it.
- Money is recycled when worn-out.
- Worn out bills are shredded, recycled, and then made into roof shingles or fireplace logs.
- Martha Washington is the only woman to appear on a U.S. currency note. She was on paper money back in 1886, 1891, and 1896.
- Since then, no woman has been featured on paper money.
- But women have been featured on coins several times.





# Cut Out the Money





# Circle the One Dollar Bills





# Circle the Five Dollar Bills





# Circle the Ten Dollar Bills



# Circle the Twenty Dollar Bills



How many \$1.00 bills  
equal a \$5.00 bill?



How many quarters  
equal a \$1.00 bill

How many \$5.00 bills  
equal a \$10.00 bill?



How many \$10.00 bills  
equal a \$20.00 bill?

Free Starter Activity

# COMPLETION CERTIFICATE

The Adventures of Ruth E. the Butterfly & Me



Hello Money!



Presented by:  
Ruth E. the Butterfly  
and Payton

NAME: \_\_\_\_\_

DATE: \_\_\_\_\_

# THANK YOU!


## **Thank You for Starting Your Money Adventure**

You and your child have just taken the first step into the world of money with this FREE Preview: *My First Money Adventure with Ruth E.: Hello Money!*

Learning about money early builds confidence, smart habits, and curiosity—and you're making that happen!

## **Want to keep the adventure going?**

Try our next step: A Storybook, Activity Book or both!



*My Money Adventure Activity  
Book with Ruth E.  
Introducing Money*

Thank you for being part of this journey — happy learning!

<https://www.SandraSoosReynolds.com>

[SandraSoosReynolds@gmail.com](mailto:SandraSoosReynolds@gmail.com)

*Sincerely,  
Sandi*